

# GYROSTAT


CAPITAL MANAGEMENT

## Risk Managed Equity Fund

Protection Always: A Structured Path From Accumulation to Retirement

 [www.gyrostat.com.au](http://www.gyrostat.com.au)

 [info@gyrostat.com.au](mailto:info@gyrostat.com.au)

 [@gyrostatcapital](https://twitter.com/gyrostatcapital)

ARSN	651 853 799
Eligibility	Investors who qualify as 'Wholesale Clients'
Responsible Entity	One Managed Investment Funds Limited (ACN 117 400 987)
Investment Manager	Gyrostat Capital Management Advisers Pty Ltd (ACN 168 737 246)

*Financial Peace of Mind in All Market Conditions*

# Executive Summary

*Financial Peace of Mind in All Market Conditions*

## *Executive Summary:*

**Needs:** Lower-risk investors, especially retirees, want peace of mind in all markets

**Problem:** Sequencing risk – losses early in retirement have a lasting impact

Using dollar cost averaging as a risk management tool is not possible when no longer earning a salary

The sequence of returns, with early losses in retirement, will end up with a vastly different outcome despite identical average returns

**Solution:** Diversify by market scenario: falling, volatile, stable, rising

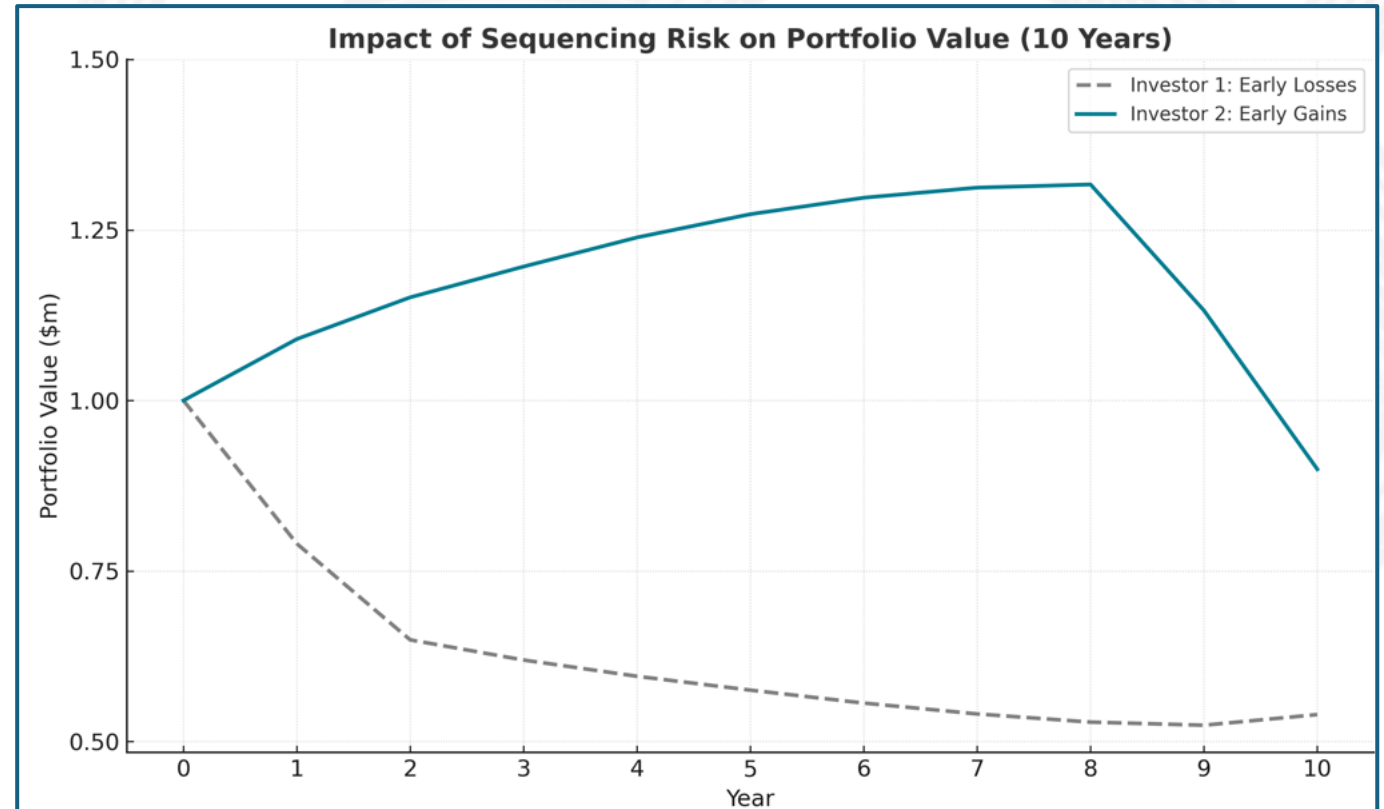
**Proof:** Absolute Return Income Equity Funds with protection always in place

Gyrostat is designed for lower risk investors who want financial peace of mind in any market

# The Hidden Impact of Sequencing Risk

## Assumptions

- Starting Balance: \$1,000,000
- Annual Withdrawals: \$60,000 (beginning of each year)
- Return Profile: Same average return (6.0%)
- Timing: Returns after withdrawals
- Key Insight: Two retirees with identical average returns may end up with vastly different outcomes.
- Early losses in retirement compound negatively with drawdowns.
- One retiree ends with ~\$360,000 less after 10 years, purely due to return order.



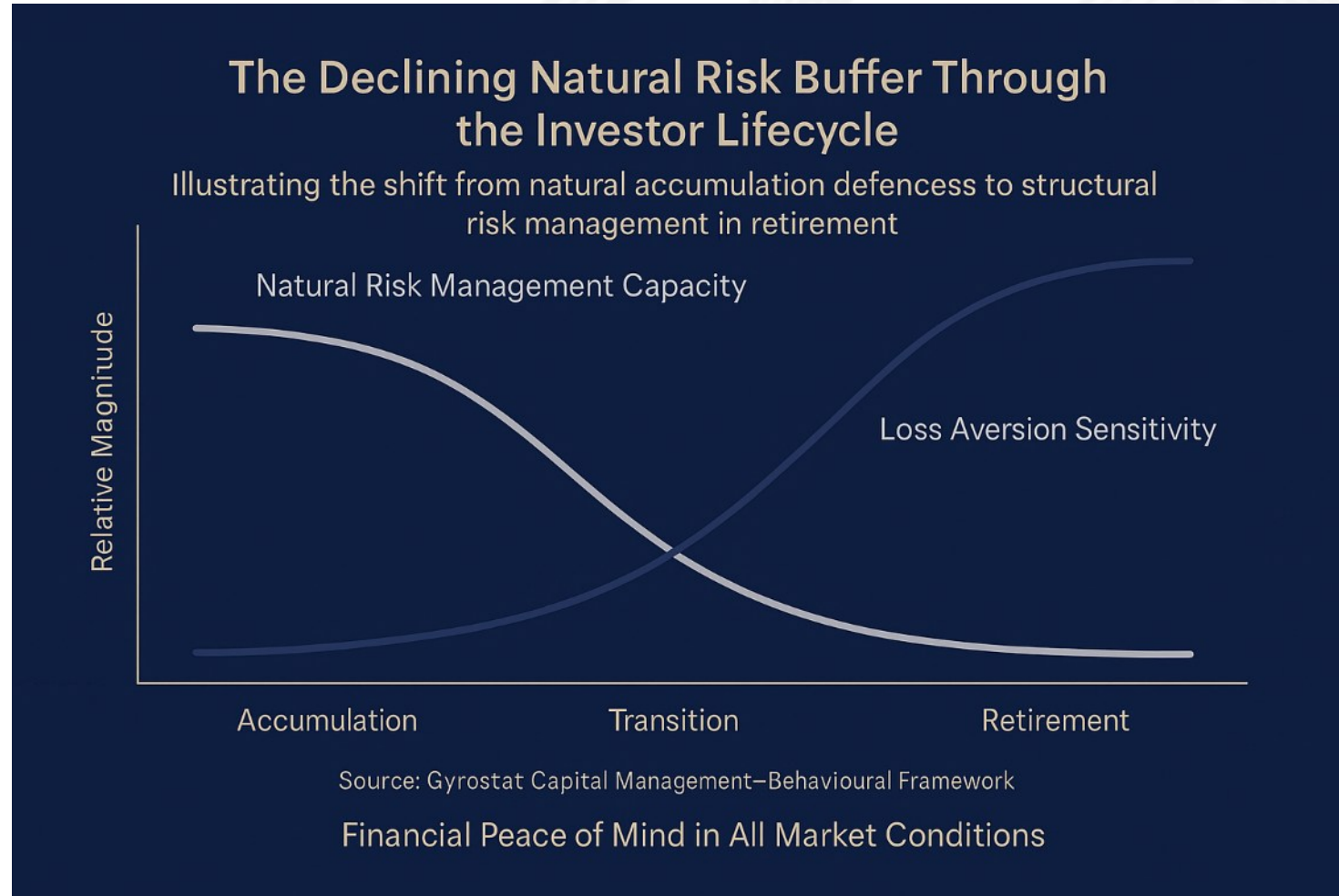
Source: Gyrostat analysis

# *The Hidden Impact of Sequencing Risk*

Year	Investor 1 Return	Investor 1 End Balance	Investor 2 Return	Investor 2 End Balance
0	—	\$1,000,000	—	\$1,000,000
1	-15%	\$790,000	15%	\$1,090,000
2	-10%	\$649,000	12%	\$1,151,200
3	5%	\$619,450	10%	\$1,196,320
4	6%	\$595,617	9%	\$1,238,989
5	7%	\$575,310	8%	\$1,273,108
6	8%	\$556,335	7%	\$1,297,225
7	9%	\$540,405	6%	\$1,312,058
8	10%	\$528,446	5%	\$1,316,661
9	12%	\$523,869	-10%	\$1,131,995
10	15%	\$539,449	-15%	\$899,196



# *The Risk Buffer through the Investor Lifecycle*



# Our Solution: Absolute Return Income Equity Classes

Gyrostat Risk Managed Equity Fund Classes A & B have downside protection always in place, regular income, with returns in rising and falling markets including large market falls.

Performance to 31 December 2025

(growth of \$100,000 invested at class inception with distributions reinvested)

## Class A



## Class B



Our Class A flagship fund has 3 key features:

1. Lower risk: 15-year track record no quarterly losses > 3%
2. A track record of increasing in value on major market falls
3. Absolute return with a track record of increasing with market volatility

The leveraged Class B Units have a focus on greater returns and less risk protection.

Non-correlated with the market for all scenarios.

Replace a beta 1 Australian equities allocation with Gyrostat

# Our Solution: Absolute Return Income Equity Classes

Gyrostat Risk Managed Equity Fund Classes A & B have downside protection always in place, regular income, with returns in rising and falling markets including large market falls.

Performance to 31 December 2025

(growth of \$100,000 invested at class inception with distributions reinvested)

Class A



Class B



Source: Gyrostat graph of approved performance

Replace a beta 1 Australian equities allocation with Gyrostat

Income is paid quarterly based upon BBSW 90 days rate (3.74% at 1 Jan 2026) including cash and franking credits:

- Class A: Minimum 6.74 % pa
- Class B: Minimum 9.74 % pa

Daily liquidity with no investor lock-ins.

As at 31 Dec 2025	3 M	1 Yr p.a.	2 Yr p.a.	3 Yr p.a.
Class A	+ 1.06%	+ 8.29%	+ 8.92%	+ 8.03%
Class B	+ 0.61%	+ 9.89%	+ 9.31%	+ 9.33%



# *SMILE Framework*

SMILE framework tackles Sequencing, Market, Inflation, Longevity and Emotion risks.

Gyrostat Class A holds more protection than stock exposure, enabling it to appreciate during major sell-offs.



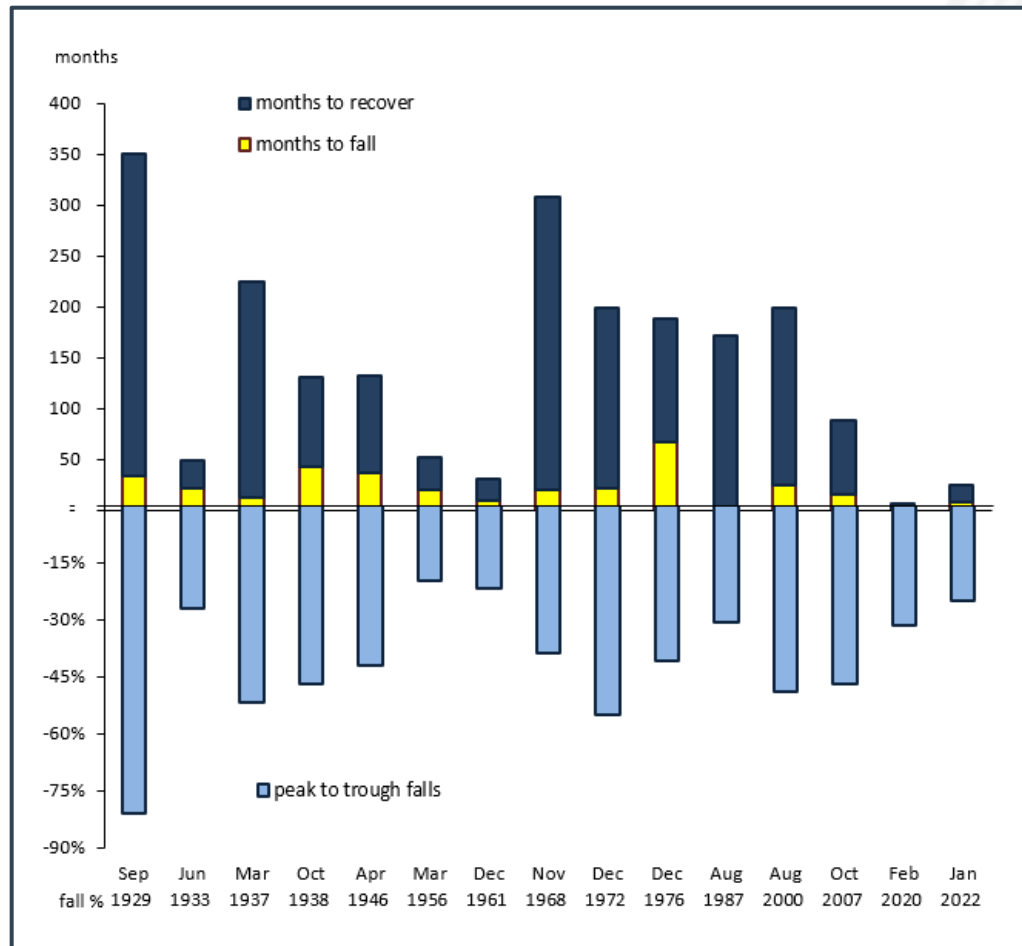
# Portfolio Construction in Retirement

*Financial Peace of Mind in All Market Conditions*

# Diversification for All Market Scenarios

Strategy	Key Attributes	Falling Market (Inc. Large Market Falls)	Volatile Market	Stable Market	Rising Market
Diversify risk – Conservative/Growth Mix	Relies on correlation spread across asset classes	Unfavorable – Correlation often rises in crisis	Unfavorable – Capital losses	Favorable	Favorable
Occasional Protection via Predictions	Requires accurate timing to be effective	Unfavorable – Exposed if wrong	Unpredictable – Gains/Losses	Favorable	Favorable (May be Capped)
Protection Always in Place – Absolute Return (Gyrostat)	Non-correlated beta with embedded put protection; thrives on volatility	Very favorable (Class A), favorable (Class B)	Favorable (Class A), very favorable (Class B)	Less Favorable (Lower Return)	Favorable (Mitigated Upside)

# *Investment cycles – major sell offs a regular feature*



S&P 500 Index - 90 Year Historical Chart:  
Peak to trough falls > 20%, duration of falls,  
time to recover to pre fall levels

The graph shows the extent of falls from  
peak to trough S&P 500, the duration of the  
fall, and time taken to recover to pre fall  
highs.

Source:  
<http://www.macrotrends.net/2324/sp-500-historical-chart-data>



# *Portfolio structure to address uncertainty – not predictions*

- Investors who include non-correlated assets generate smoother returns in a broad range of market scenarios (not just rising markets)
- Our investment strategy takes advantage of the inherent fluctuations in stock prices
- Investors biggest regrets are often through inactions, not actions, particularly where the consequences of failing to act threaten your lifestyle.

# *Defensive Portfolio Objectives*

## *Liquidity*

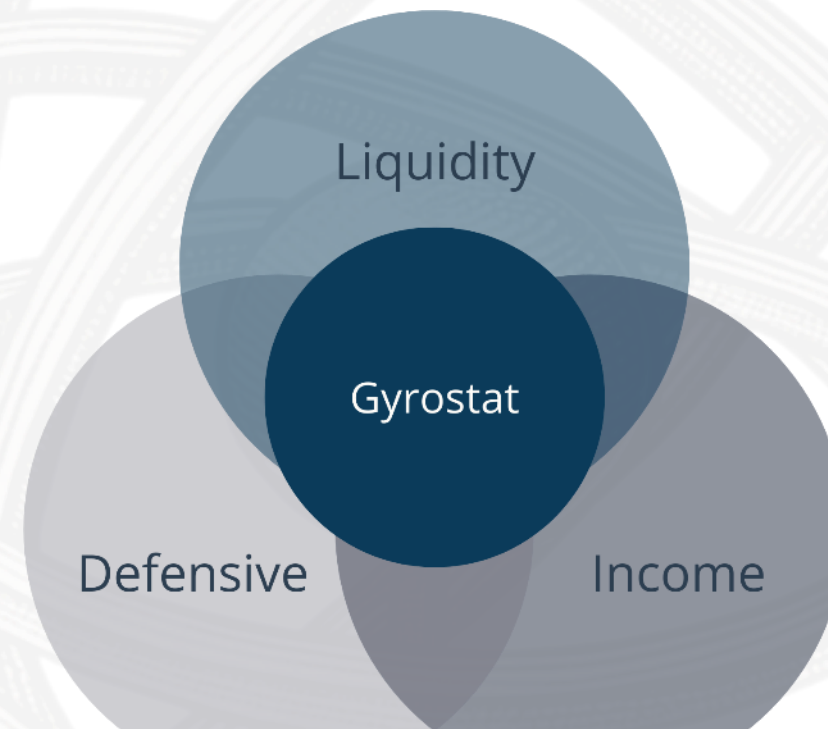
Investments that provide ready funds to meet unexpected expenditures

## *Income*

Investments that generate regular cash flow

## *Defensive*

Investments that hold or increase in value during market downturns

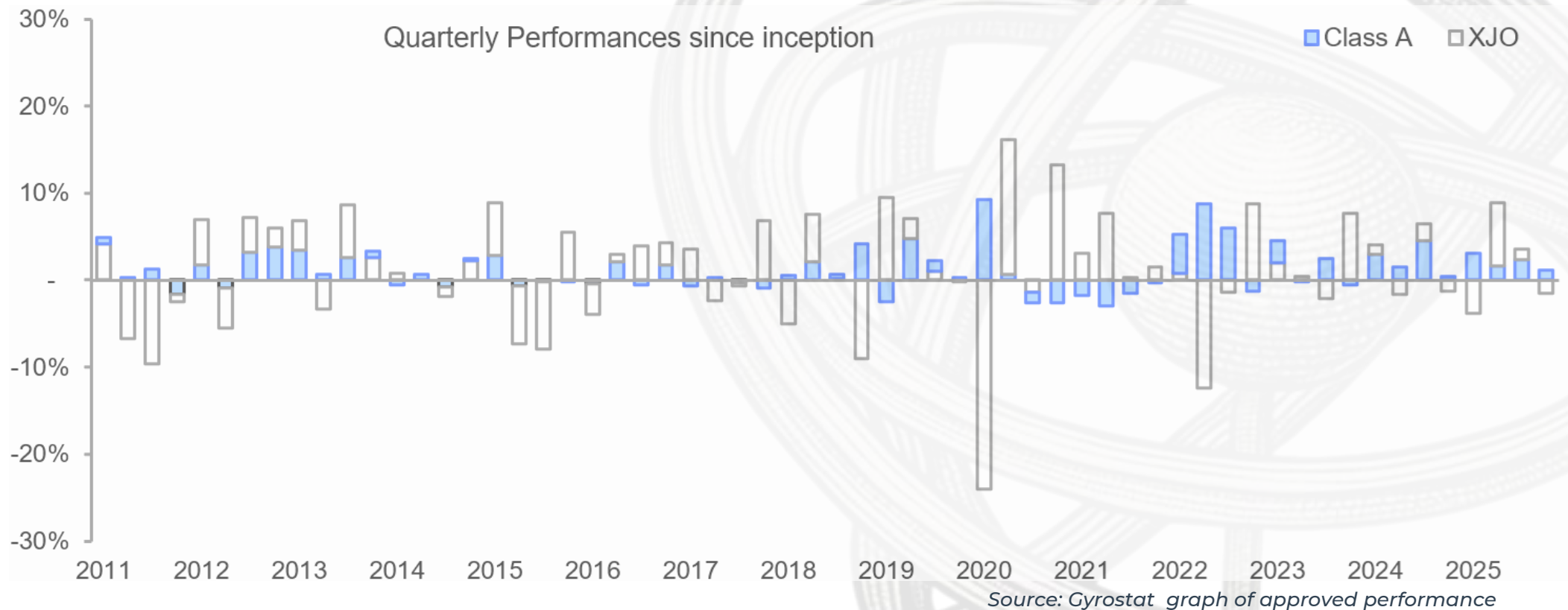


*Gyrostat Meets All 3 Objectives*

# Gyrostat Absolute Return 3 Key Product Features

*Financial Peace of Mind in All Market Conditions*

# 1. *Lower Risk Quarterly Returns Class A*



Class A has provided consistent positive returns in most quarters in recent years



## 2. *Gains on Major Market Falls*

Period	ASX Accumulation Return	Gyrostat Class A Return
Apr - Jun 2022	-11.90%	+8.70%
Jan - Mar 2020	-23.10%	+9.22%
Oct - Dec 2018	-8.24%	+4.18%
Jul - Sep 2015	-6.58%	-0.26%
Jul - Sep 2011	-8.17%	+1.29%

Gyrostat Class A performance compared with worst 5 quarters from the ASX accumulation index (since Fund inception December 2010).

### 3. Consistent returns all market conditions

Class	1 YR	2 YR p.a.	3 YR p.a.	4 YR p.a.	Max Quarterly Loss	Beta #
Class A – Australian Equity Absolute Return (AUD)	+8.29%	+8.92%	+8.03%	+10.82%	-0.52% (past 3 years)	-0.08
Class B – Australian Equity Absolute Return (AUD)	+9.89%	+9.31%	+9.33%	+13.94%	-0.84% (past 3 years)	-0.10

Performance as at 31 December 2025

# 3 yr XJO Beta

# Portfolio Construction Process

*Financial Peace of Mind in All Market Conditions*

# How Does Gyrostat Construct its Portfolio?

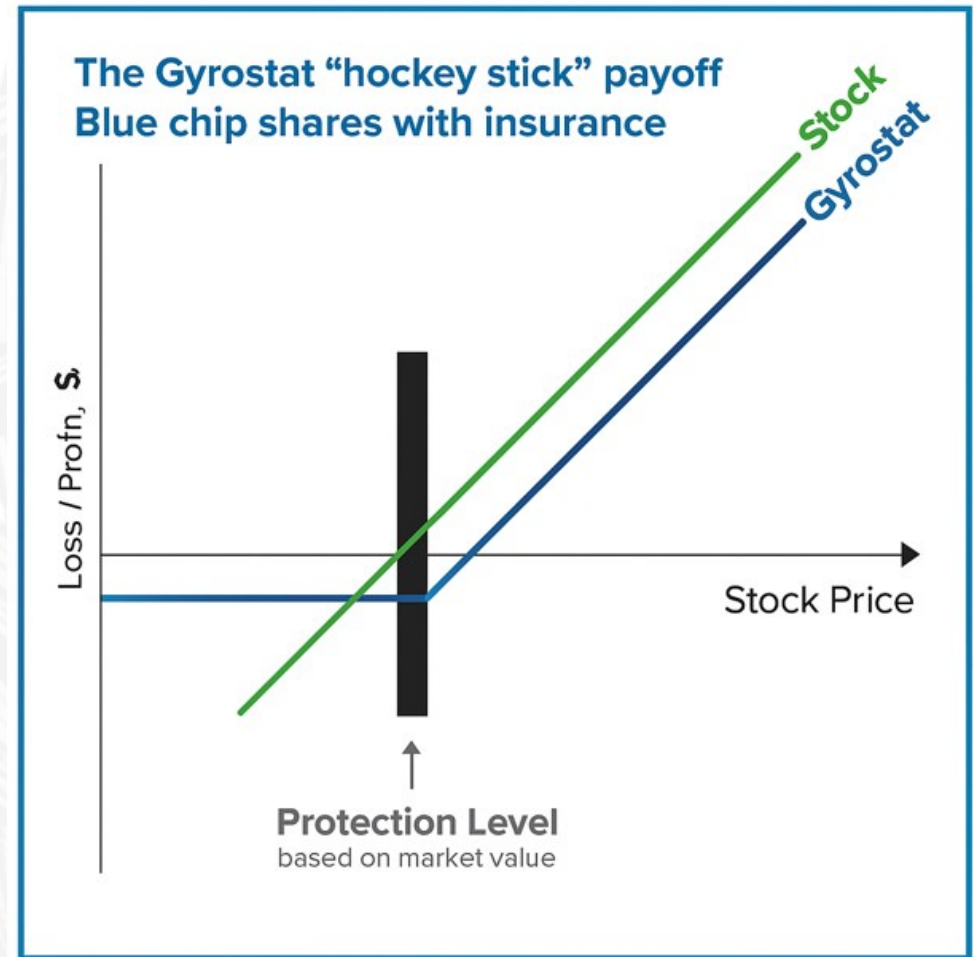
There are 3 steps in our risk management investment approach:

- Buy stock** [approx. 95% capital deployed in stock]
- Set risk management overlay** [approx. 5% capital]
- Re-set** dynamic risk managed overlay with market moves

ASX 20 stocks and index with protection at stock specific level

Two-dimensional pay-off with capital at risk within pre-defined risk tolerance

Protection reliably increases in value on stock price falls



Source: Gyrostat – illustration of payoff as stock price changes



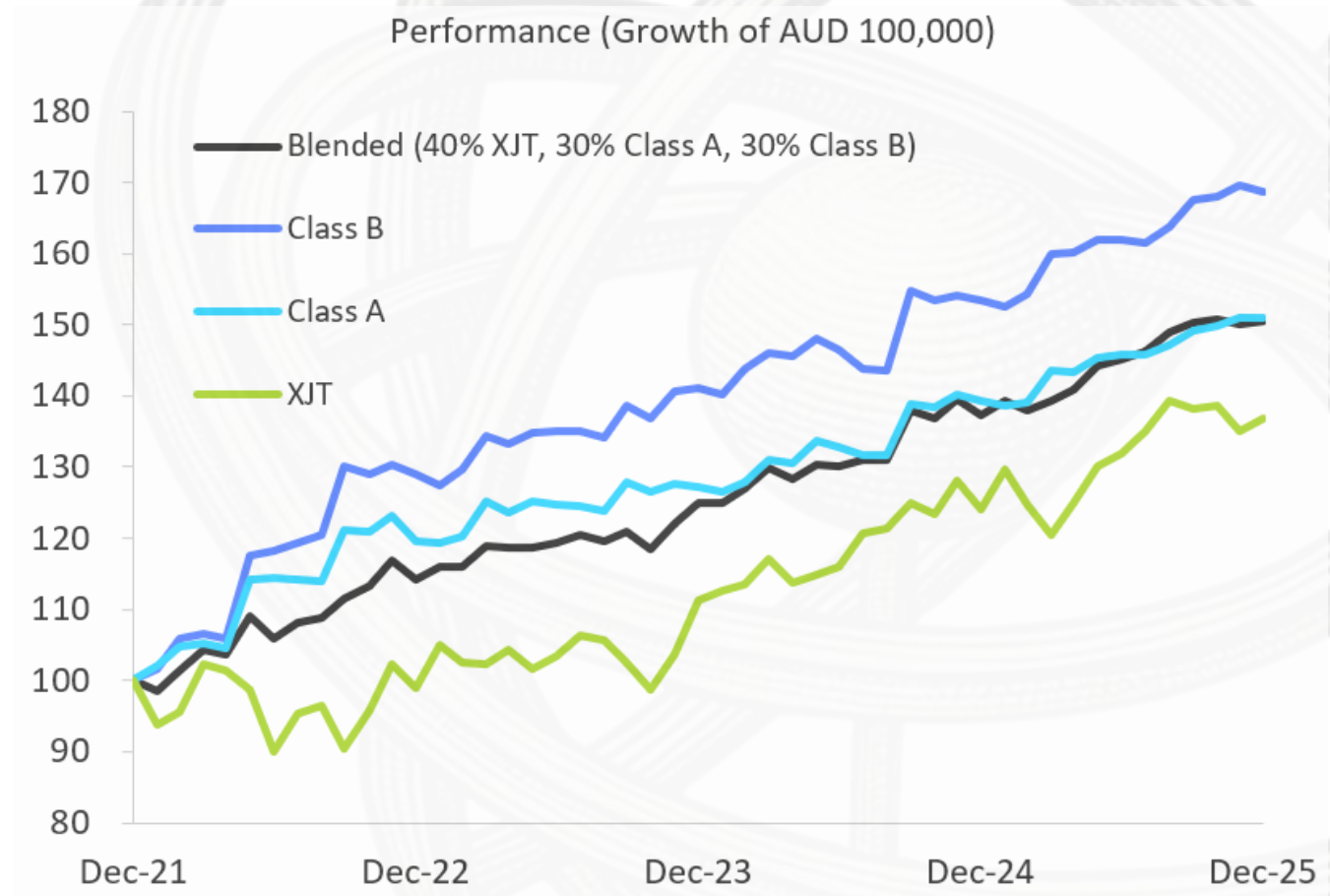


# *Our Edge – Taking Advantage of The Inherent Fluctuations in Stock Prices*

- With our approach we do not need to debate conflicting market views, it is the differing market predictions and general uncertainty that generates our returns
- Our investment strategy takes advantage of the inherent fluctuations in stock prices

# Portfolio Construction – Applying our Strategy


Performance to 31<sup>st</sup> December 2025  
(growth of \$100,000 invested at December 2021 with distributions reinvested)





Source: Gyrostat graph of approved performance

# To Conclude

*Financial Peace of Mind in All Market Conditions*

 [www.gyrostat.com.au](http://www.gyrostat.com.au)

 [info@gyrostat.com.au](mailto:info@gyrostat.com.au)

 [@gyrostatcapital](https://twitter.com/gyrostatcapital)

# *Platform Availability and Research*

## *Platforms*



Powerwrap





# *Platform Availability and Research*

## *Research*

SQM 4-star Class A.

The Fund is offered to wholesale clients under Product Disclosure Statement dated 20 October 2022.

# *Gyrostat Team*

*Experienced, Stable & Multi-Disciplinary Team*



*Craig Racine*  
Investment, Business Development



*Leo Tang*  
Systems, IT, Portfolio Construction



*Peter Keating*  
Ops & Finance



*Peter Clifton*  
Strategy & Governance



*Andrew Smith*  
Compliance & Oversight



*David Barwise*  
Legal & Regulatory Frameworks

*Distribution: Wayfarer Investment Partners - please contact Michael Baker on 0439 276 484.*

*Financial Peace of Mind in All Market Conditions*

**GYROSTAT**  
CAPITAL MANAGEMENT

# Gyrostat Team

*Experienced, Stable & Multi-Disciplinary Team*

- ◆ Deep Sector Expertise

Track record across funds management, private equity, law, banking, equity research & governance

Roles include NEDs, CIOs, senior executives and institutional investors

- ◆ Stability & Long-Term Vision

Founding partners since 2010: Craig Racine and Leo Tang (4th venture together)

Team built steadily: Peter Clifton & Andrew Smith (2014), David Barwise (2018), Peter Keating (2021), Ethan Racine (2025)

# *Investors We Can Help*

- Tailored for Franking Credit Efficiency  
Class A and B funds structured to benefit investors who can utilise franking credits.
- Broad Suitability Across Investor Types  
Adviser dealer groups  
MDA retirement portfolios  
SMSFs (advised or self-directed)
- Designed for Conservative Growth long-Term Wealth Goals  
Suitable for retirees and family offices.  
Supports income needs and intergenerational wealth transfer.



The responsible entity for the Gyrostat Risk Managed Equity Fund (ARSN 651 853 799) (**Fund**) is One Managed Investment Funds Limited ACN 117 400 987 AFSL 297042 (**OMIFL**). The investment manager for the Fund is Gyrostat Capital Management Advisers Pty Ltd (ACN 168 737 246), a duly authorised representative of Gyrostat Capital Management Pty Ltd (ACN 138 219 002) (**GCM**).

The information provided in this document was not prepared by OMIFL but prepared by other parties. All of the commentary, statements of opinion and recommendations contain general advice only. This information does not take into account your investment objectives, particular needs or financial situation. You should seek independent financial advice.

The content of this document does not constitute an offer or solicitation to subscribe for units in the Funds or an offer to buy or sell any financial product. Accordingly, reliance should not be placed on this document as the basis for making an investment, financial or other decision.

Past performance is not a reliable indicator of future performance. Performance comparisons are provided purely for information purposes only and should not be relied upon. The information included in this document may include information that is predictive in character which may be affected by inaccurate assumptions or by known or unknown risks and uncertainties and may differ materially from results ultimately achieved.

Whilst all care has been taken in preparation of this document, neither OMIFL nor the Investment Manager give any representation or warranty as to the reliability, completeness or accuracy of the information contained in this document. Neither OMIFL nor the Investment Manager accepts liability for any inaccurate, incomplete or omitted information of any kind or any losses caused by using this information.

You should obtain and carefully consider the Product Disclosure Statement dated 20 October 2022 (**PDS**) and Target Market Determination (**TMD**) for the Fund before making any decision about whether to acquire, or continue to hold, an interest in the Fund. Applications for units in the Fund can only be made pursuant to the application form relevant to the Fund. A copy of the PDS, TMD and relevant application form may be obtained from <https://www.gyrostat.com.au/application-forms> or <https://www.oneinvestment.com.au/gyrostat>.