

GYROSTAT

CAPITAL MANAGEMENT

Gyrostat Capital Management Pty Ltd
ACN 138 219 002
AFSL 452 917

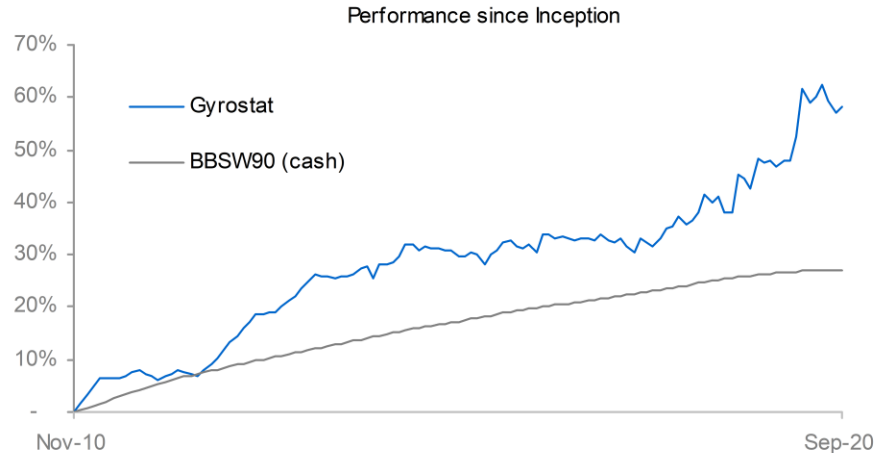
Web: gyrostat.com.au
Tel: 03 8678 1742

Gyrostat Absolute Return Income Equity Fund

Highly defensive fund to reduce portfolio risks, increase income and returns – volatility is our friend

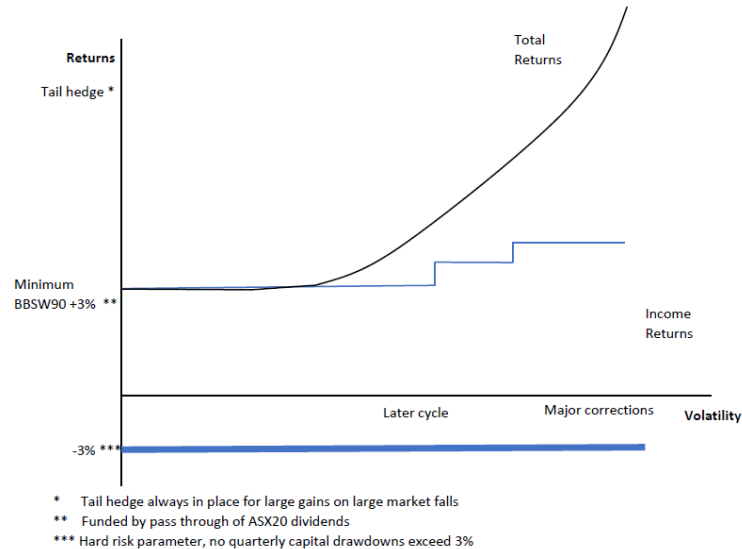
Manage uncertainty through portfolio construction

- Reduce risks:** Track record returns increase on market falls (non correlated defensive asset for sequencing risk)
- Increase income:** From dividend pass through and profits from risk management overlay
- Increase returns:** Volatile markets both down and up



ASX20 and international equities with lowest cost 'hard' protection always in place

Highly defensive fund to reduce portfolio risks, increase income and returns – volatility is our friend



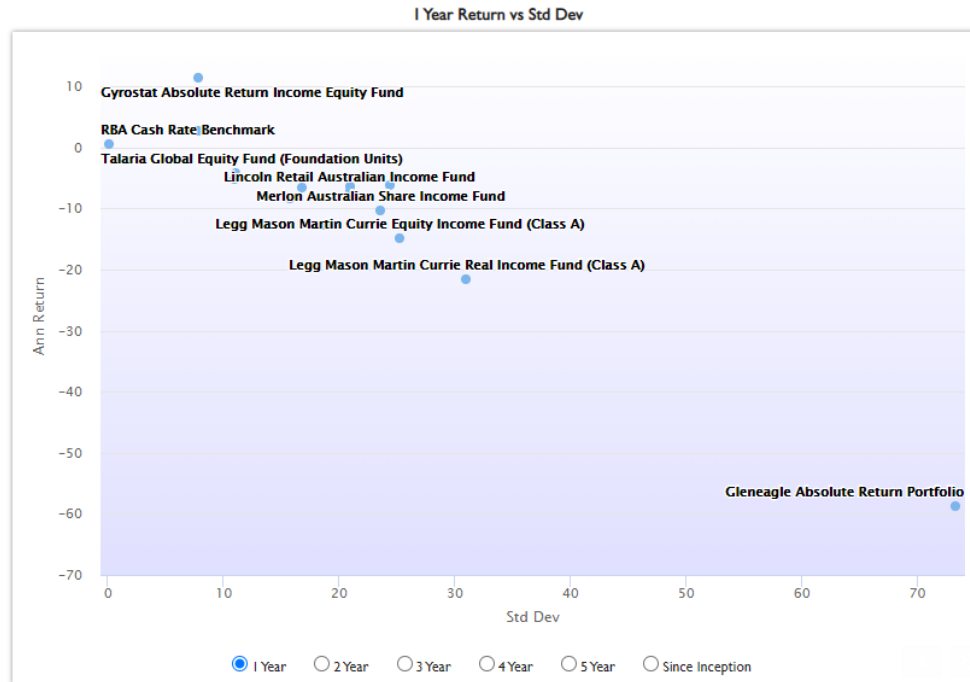
- Australian Government Retirement Income Reviews - how to generate sufficient income without taking on the risk of large losses
- Gyrostat meets all criteria: regular income, capital protection, no lock in periods for investors, transparent pricing, strong counterparty, invest in growth assets for capital gains.

“Equity income – absolute return” top quartile performance with less drawdown

LONG TERM STATISTICS REPORT													
Selection Criteria was:													
												Show: 10 rows per page	
												Years: 1,2,3	
General Details					Years: 1,2,3								
Fund Name	Fund Inception Date	Strategy	Asset Class	Latest Return Date	Ret (1y)	Std Dev% (1y)	Max Down (1y)	Ret (2y)	Std Dev% (2y)	Max Down (2y)	Ret (3y)	Std Dev% (3y)	Max Down (3y)
RBA Cash Rate Benchmark				August 2020	0.54	0.08	0.00	0.97	0.14	0.00	1.14	0.13	0.00
Gyrostat Absolute Return Income Equity Fund	Dec 2010	Equity Income	Multi Asset	July 2020	15.62	7.18	-1.70	10.44	7.07	-2.58	7.52	6.21	-2.58
Blackrock Australian Equity Market Neutral Fund	Aug 2001	Equity Market Neutral	Equity	July 2020	3.02	5.20	-2.34	5.53	5.13	-4.19	4.23	5.16	-5.43
Ironbark Karara Market Neutral Fund	Aug 2016	Equity Market Neutral	Equity	July 2020	12.95	6.29	-4.45	7.06	5.48	-4.45	7.27	4.65	-4.45
Watermark Market Neutral Trust	Aug 2012	Equity Market Neutral	Equity	July 2020	-0.62	4.70	-4.89	-4.06	4.91	-8.88	-1.62	4.60	-10.10
Firetrail Absolute Return Fund	Mar 2018	Equity Market Neutral	Equity	July 2020	17.79	16.78	-9.55	3.08	14.15	-11.03	-	-	-
Marcus Today Equity Income-SMA	Dec 2016	Equity Income	Equity	July 2020	-8.39	15.79	-16.60	-1.41	13.49	-17.74	0.51	11.63	-17.74
Colonial First State Wholesale Equity Income	Mar 2008	Equity Buy Write	Equity	July 2020	-6.33	21.07	-21.77	1.70	16.38	-21.77	6.04	14.03	-21.77
Lincoln Wholesale Australian Income Fund	Apr 2012	Equity Income	Multi Asset	July 2020	-6.42	20.95	-22.29	4.47	16.50	-22.29	8.33	14.14	-22.29
Lincoln Retail Australian Income Fund	Apr 2012	Equity Income	Multi Asset	July 2020	-7.17	20.94	-22.40	3.64	16.49	-22.40	7.48	14.14	-22.40
Harvest Lane Asset Management Absolute Return Fund	Jul 2013	Equity Market Neutral	Equity	July 2020	-15.12	21.75	-22.97	-5.49	16.07	-22.97	1.20	14.28	-22.97

Source: Australian Fund Monitors

“Equity income – absolute return” top quartile performance with less drawdown



Source: Australian Fund Monitors

“Equity income – absolute return” top quartile performance with less drawdown



Name	1 year Cumulative Performance to Last Month End Annualised		3 year Cumulative Performance to Last Month End Annualised		2 year Cumulative Performance to Last Month End Annualised		3 year Cumulative Max Drawdown to Last Month End	
	Value	Rank	Value	Rank	Value	Rank	Value	Rank
Munro Partners Munro Global Growth B ATR in AU	30.48	1/69			16.94	1/62		
Munro Partners Munro Global Growth Foundation ATR in AU	30.24	2/69	17.28	1/54	16.71	2/62	-9.58	26/54
Munro Partners Munro Global Growth Ordinary ATR in AU	29.94	3/69	17.07	2/54	16.47	3/62	-9.68	27/54
Firetrail Investments Pty Limited Firetrail Absolute Return B ATR in AU	22.04	4/69			5.65	10/62		
Firetrail Investments Pty Limited Firetrail Absolute Return A ATR in AU	17.79	5/69			3.08	24/62		
Platypus Asset Management Platypus Absolute Return Australian Equities ATR in AU	11.80	6/69	14.65	3/54	10.87	4/62	-5.67	18/54
Cor Capital Pty Ltd Cor Capital A ATR in AU	11.61	7/69	6.54	9/54	4.70	13/62	-14.01	35/54
Gyrostat Capital Management Pty Ltd Gyrostat Absolute Return Income Equity ATR in AU	11.57	8/69	6.26	13/54	8.50	5/62	-2.58	5/54
Antipodes Partners Limited Antipodes Asia Z ATR in AU	9.34	9/69						

Suitable investors

- Pre and post retirees: conservative 'highly defensive' absolute return asset allocation
- Lower and moderate risk 'model' portfolios – wholesale asset consultants and dealer groups
- Wholesale platform availability: Netwealth, Powerwrap, Mason Stevens, Hub 24, Macquarie Wrap
- Accounting practices with own AFSL - private label
- Managed Discretionary Account advisers: through our MDA partner
- Philanthropic investors: cash rebates directly to your designated charity
- SMSF: online investment via Olivia123 without the need for any forms in most cases

Manage uncertainty through portfolio construction

As no one can predict the outcomes, you should plan for all eventualities.

The risk of significant losses is elevated in our view:

- Scenario 1: Retest of the March lows –In 19 of 19 times where there has been 15 % falls, the market has always retested the lows.

Market	High 19 Feb 2020	50% decline level	Market 17 August 2020	50% fall peak to trough scenario	March 23, 2020 lows	Re-test falls
SP500	3386	1693	3381	-50%	2237	-34%
Nasdaq	9817	4808	11129 *	-57%	6860	-38%
ASX200	7163	3581	6077	-41%	4546	-25%
Hang Seng	29056 *20 Jan	14528	25347	-42%	21696	-14%

* Nasdaq has exceeded 19 February 2020 previous high

Manage uncertainty through portfolio construction

Scenario 2: Larger 40-50 % 'late cycle' falls. Major corrections are a regular and hazardous feature of the investment cycle.

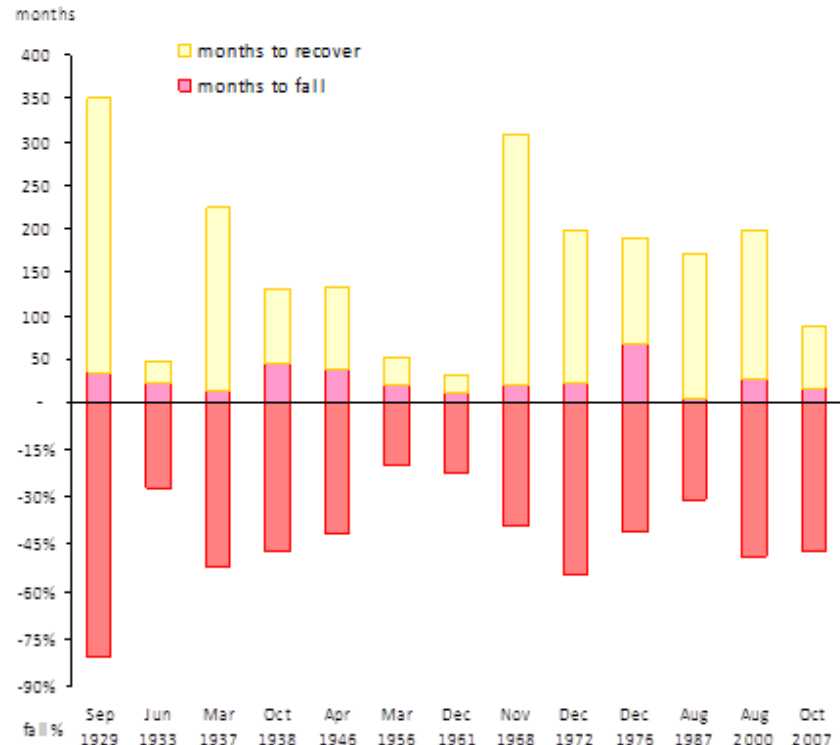
The graph shows the extent of falls from peak to trough, the duration of the fall, and time taken to recover to pre fall highs.

Most corrections occur within 8 years, now at year 13, longest on record is 13 years

**S&P 500 Index - 90 Year
Historical Chart: Peak to trough
falls > 20%, duration of falls,
time to recover to pre fall levels**

Source:

<http://www.macrotrends.net/2324/sp-500-historical-chart-data>



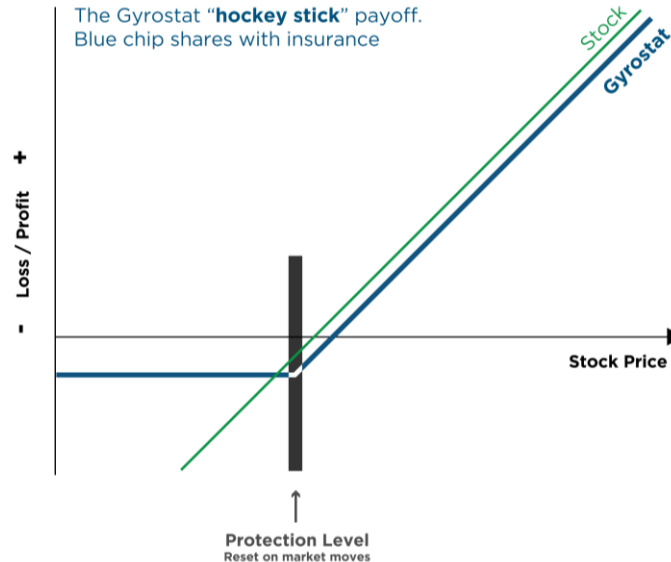
Gyrostat Absolute Return Income Equity Fund

Protection always in place with upside

Buy and hold blue chip shares with protection on the Australian Stock Exchange (and international exchanges).

Set amount of protection - to always participate in the upside with minimal capital at risk.

Reset the protection level on market moves for risk-return profile to match stock view - if the share price rises, increase protection level, on falls reduce protection level.

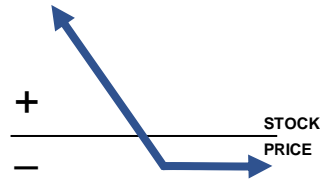


Our maximum quarterly NAV drawdown is 2.2% since our inception in December 2010

Gyrostat Absolute Return Income Equity Fund

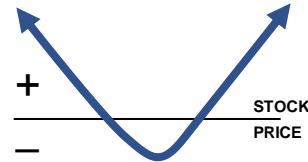
How we make money – diversified non correlated assets

Stocks are ranked based on fundamental and technical analysis
Stock risk-return profile is re-set to match view




Large falls

- Options extra protection sold
- 'Conviction' short at a defined cost with large upside



Range bound

- Option trading from re-setting protection levels
- Buy options 'low' and 'sell' high



Rising trend

- Stock price gains
- Re-set protection level high to 'lock in' gains

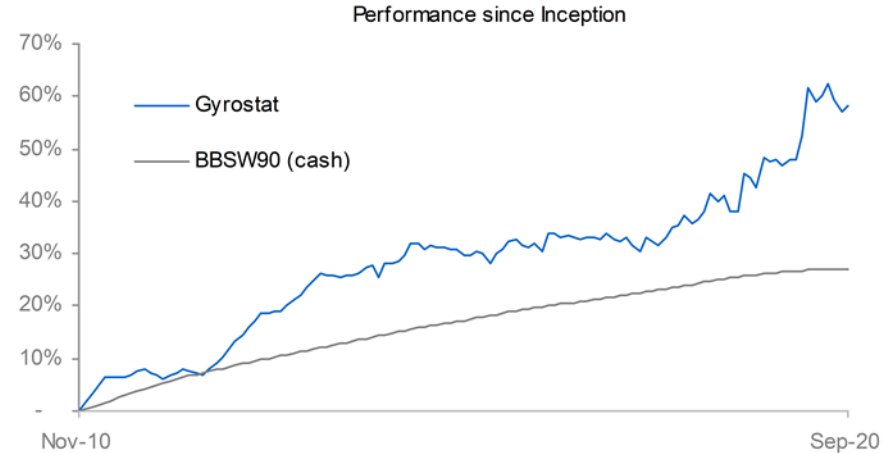
Gyrostat Absolute Return Income Equity Fund

Retiree equity income, risk managed, to protect and grow capital (including sequencing risk large market falls)

Buy and hold ASX20 and international assets with lowest cost 'hard' protection **always** in place with upside; No more than 15% may be invested in international assets

Investment objectives:

- Returns:** 6% - 8% pa in trending markets, greater than 8% pa in volatile markets, BBSW + 3% in stable markets
- Income:** Minimum BBSW 90 + 3% (FY20 5.8 pa) from pass through of dividends paid quarterly
- Protection:** 40 consecutive quarters operated within 'hard' pre-defined risk parameter with no quarterly NAV losses exceed 3%; maximum capital draw-down - 2.2%



Key Personnel

The senior management team of Gyrostat Capital has extensive experience domestically and globally, as investors, as non-executive directors, and as senior management in funds management, private equity, industry, investment banking, and equity research.

Craig Racine- Managing Director, Chief Investment Officer

BCom, LLB, MAppFin, PGDip (Int Fin)

Craig Racine has over 25 years experience, at senior executive and directors' roles, within finance and business development. He has been an investor for the past 12 years, and is the founder of Gyrostat Capital Management. Previously his senior management experience includes Executive Director at The Asian Infrastructure Trust (Hong Kong) with lead investors International Finance Corporation, Asian Development Bank, Soros Funds Management, Frank Russell Investments, and AMP Capital. He was a Managing Director at ING Barings (Asia). He has extensive domestic and international experience, having held senior executive positions in private equity, investment banking, equity research and industry. He began his career in the chartered accounting industry. He has held Board positions in multi-national companies in China, India, Indonesia, The Philippines, Pakistan, and globally.

Peter Clifton BE, MBA, MIEAust, MAICD-

Chairman, Board of Directors

Peter Clifton has over 30 years experience, both within Australia and internationally, at senior executive and director roles, primarily in the information technology and telecommunications field. He has advised a wide range of companies including Leightons, KPMG, the Asian Infrastructure Trust (Hong Kong), ING Barings (Hong Kong) and the Victorian Government. He has helped establish a number of start-up companies and was on the Board of the ASX 300 listed company Amcom Telecommunications 1999 - 2015. Previously he has held Board positions in companies in India, Sri Lanka, the Philippines, Saudi Arabia and Poland.

Andrew Smith • B.Ec.

Director and Chairman Compliance Committee

Andrew's business career has focussed on finance and the financial markets in the Asia Pacific and the United Kingdom. Utilising the experience gained in his working career, he now holds a number of non-executive and consulting positions. Andrew is also Chairman of Eagle Health Holdings Ltd, Chairman of Aobo Environmental Technology Ltd, Responsible Manager and Chairman of the Project Control Group of Goal Property Group Pty Ltd; and Responsible Manager of Dennis AFSL Pty Ltd.

He was formerly the Managing Director and Chief Executive of the Stockbroking and Corporate Finance group Intersuisse Ltd (now Phillip Capital) between 2000 to 2010. Prior to that, Andrew was Chairman of the Sedgwick Group in the Asia Pacific between 1995 to 2000 and a member of the Group Executive Committee in London. Andrew was also Chairman of XPD Soccer Gear Group Ltd (ASX: XPD) and on the Boards of Elk OrthoBiologics Ltd, Zheng He Global Capital Ltd and on the Board of Advice of Aon Risk Services.

David Barwise • LLB, LLM

Director

David Barwise has over 20 years legal, regulatory and compliance experience within the legal industry in Australia, Europe and Asia (with a focus on managed funds, structured finance, capital markets, banking, asset management and trust and agency services). He was a partner in a leading global law firm for 15 years, a member of its European management board, held a variety of product, client and regional management positions and acted as the relationship partner for a number of global investment and regional banks. He has worked in Australia, London and Singapore. He also holds a variety of post graduate qualifications in law, business, accounting, finance and corporate governance.

Leo Tang, BEng, MSc

Senior Investment Officer

Leo Tang has extensive experience within investment banking, private equity and industry. Previously, he worked as regional analyst in equity research with ING Barings Securities Asia, and in the investment deal team with Asian Infrastructure Fund Advisers, as well as strategic planning specialist with Motorola Asia Pacific.

He is skilled in business analysis, financial modelling, and operational management.

This presentation has been prepared by Gyrostat Capital Management Pty Ltd (ACN 138 219 002) Australian Financial Services License No 452917 (“**Gyrostat Capital**”). References in this presentation to “we”, “us” and “our” refer to Gyrostat Capital. The following applies to this document, the oral presentation of the information in this document by Gyrostat Capital or any person on behalf of Gyrostat Capital, and any question-and-answer session that follows the oral presentation (collectively, the “**Information**”). In accessing the Information, you agree to be bound by the following terms and conditions.

No reproduction: The Information may not be reproduced, redistributed, published or passed on to any other person, directly or indirectly, in whole or in part, for any purpose. The Information is not directed to, or intended for distribution to or use by, any person or entity that is a citizen or resident of, or located in, any locality, state, country or other jurisdiction where such distribution or use would be contrary to law or regulation or which would require any registration or licensing within such jurisdiction. The Information is not for publication, release or distribution in the United States, the United Kingdom, Canada, Japan or in any other jurisdiction in which offers or sales would be prohibited by applicable law.

Background information only: The material in this presentation is general background information about Gyrostat Capital and the Fund. It is information given in summary form and does not purport to be complete. It is not intended to be relied upon as advice to investors or potential investors and does not take into account the investment objectives, financial situation or needs of any particular investor. Investors should consult with their own legal, tax, business and/or financial advisors in connection with any investment decision.

Forward-looking statements: The Information may contain forward-looking statements. Forward-looking statements give Gyrostat Capital's current expectations and projections relating to the Fund's financial condition, plans, objectives, future performance and business. These statements may include, without limitation, any statements preceded by, followed by or including words such as “target,” “believe,” “expect,” “aim,” “intend,” “may,” “anticipate,” “estimate,” “plan,” “project,” “will,” “can have,” “likely,” “should,” “would,” “could” and other words and terms of similar meaning or the negative thereof. Such forward-looking statements involve known and unknown risks, uncertainties and other important factors beyond Gyrostat Capital's control that could cause the Fund's actual results, performance or achievements to be materially different from the expected results, performance or achievements expressed or implied by such forward-looking statements. Such forward-looking statements are based on numerous assumptions regarding the Fund's present and future business strategies and the environment in which [they] will operate in the future. In particular, past performance is not necessarily a guide to future performance. To the maximum extent permitted by law, responsibility for the accuracy or completeness of any forward-looking statements whether as a result of new information, future events or results or otherwise is disclaimed. Gyrostat Capital is under no obligation to update any of the forward-looking statements contained within the Information.

Restricted viewing: This document and its contents may not be viewed by persons within the United States or “U.S. Persons” (as defined in Regulation S under the Securities Act of 1933, as amended (the “**Securities Act**”). By accessing the Information, you represent that you are a non-U.S. person that is outside the United States. This Information is only made available to persons who are wholesale clients within the meaning of section 761G of the Corporations Act 2001. This publication is supplied on the condition that it is not passed on to any person who is a retail client within the meaning of section 761G of the Corporations Act 2001.

No offer of units: The Information does not constitute or form part of, and should not be construed as an offer or the solicitation of an offer to subscribe for or purchase units, and nothing contained therein shall form the basis of or be relied on in connection with any contract or commitment whatsoever, nor does it constitute a recommendation regarding units. Any decision to purchase units should be made solely on the basis of the information to be contained in the information memorandum produced in connection with the offering of units. Prospective investors are required to make their own independent investigations and appraisals of the business and financial condition of Gyrostat Capital and the Funds and the nature of the units before taking any investment decision with respect to the units. The information memorandum may contain information different from the Information.

Market data and updates: No representation, warranty or undertaking, express or implied, is made as to, and no reliance should be placed on, the fairness, accuracy, completeness or correctness of the Information or the opinions contained therein. The Information has not been independently verified and will not be updated. The Information, including but not limited to forward-looking statements, applies only as of September 2018 and is not intended to give any assurances as to future results. Gyrostat Capital expressly disclaims any obligation or undertaking to disseminate any updates or revisions to the Information, including any financial data or forward-looking statements, and will not publicly release any revisions it may make to the Information that may result from any change in Gyrostat Capital's expectations, any change in events, conditions or circumstances on which these forward-looking statements are based, or other events or circumstances arising after the date of this document. Market data used in the Information not attributed to a specific source are estimates of Gyrostat Capital and have not been independently verified.

Disclaimer and limitation of liability: To the maximum extent permitted by law, Gyrostat Capital will not be liable in any way for any loss or damage suffered by you through use or reliance on this Information. Gyrostat Capital's liability for negligence, breach of contract or contravention of any law, which cannot be lawfully excluded, is limited, at Gyrostat Capital's option and to the maximum extent permitted by law, to resupplying this Information or any part of it to you, or to paying for the resupply of this Information or any part of it to you.